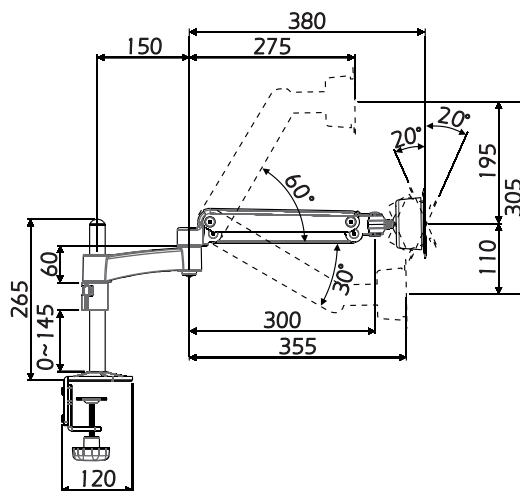
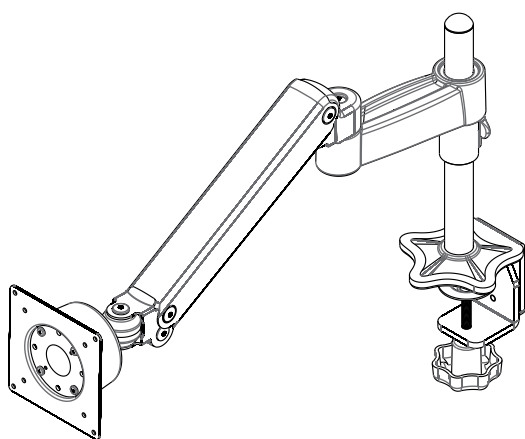
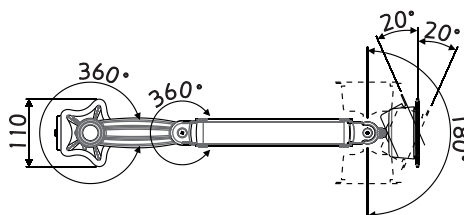


# LCD Monitor Table Arms

## Specification

- ◆ Loading capacity from 3.0 to 8.0 kg
- ◆ Meet VESA standard: 75\*75 / 100\*100 mm
- ◆ Spec & Features:
  - Monitor: 360° rotation
  - Monitor arm vertical movement: +60°/-30°



(Unit: mm)

## Parts List

### MAIN PARTS

ITEM	1	2	3	4	5	6	7	8
PART								
QTY	1	1	1	2	1	1	1	1

### PARTS FOR TV BRACKETS

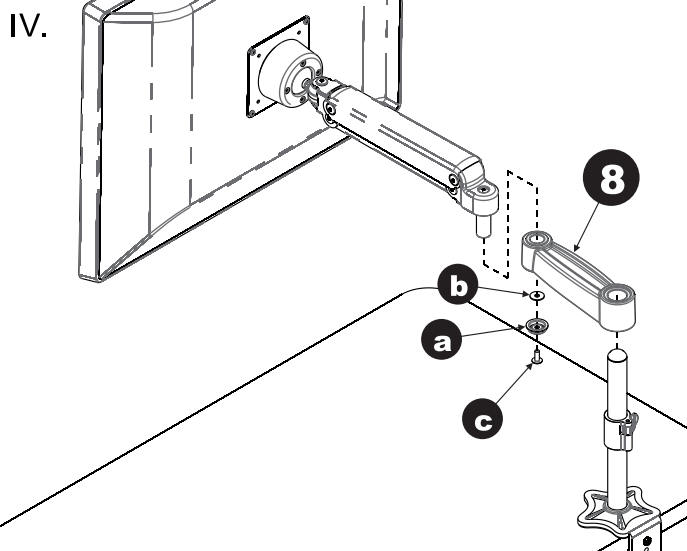
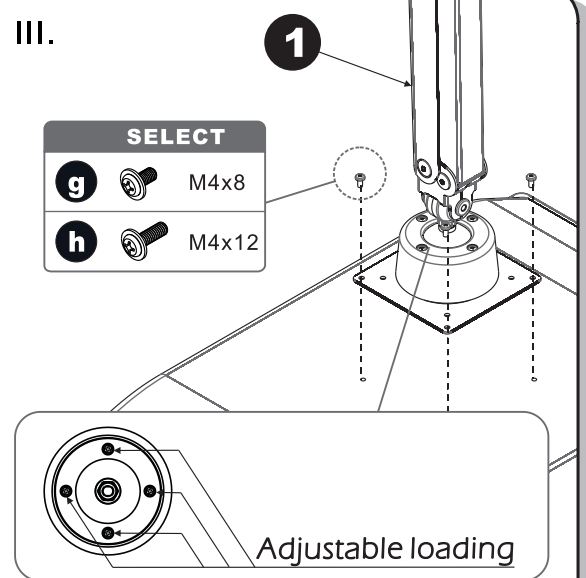
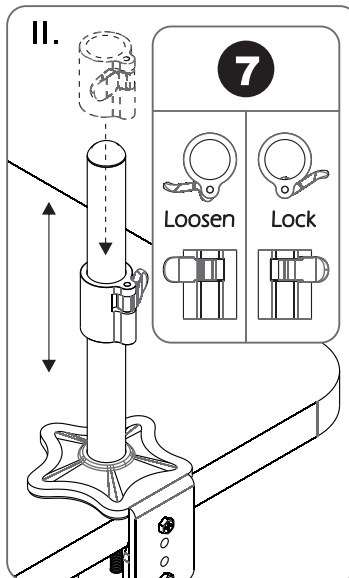
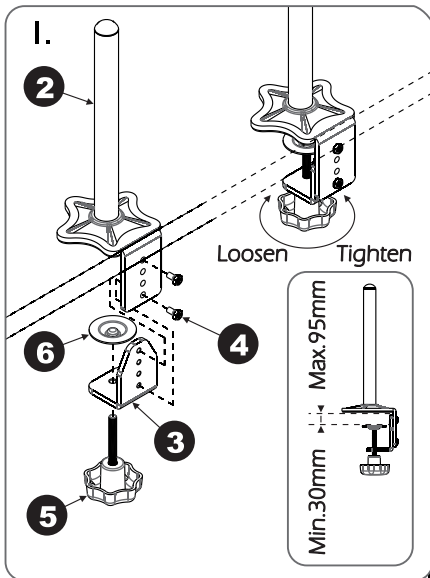
ITEM	a	b	c	d	e	f	g	h	i	j	k
PART											
QTY	1	1	1	1	1	3	4	4	1	1	1

- ⚠ Be aware of the specification on the first page.
- ⚠ Please evaluate the desk material whether it is suitable for installation.
- ⚠ Recommend other people to hold LCD monitor /TV when doing installation.
- ⚠ Unplug all cables off the objects when installing.
- ⚠ Follow these instructions to tighten or loosen tension.
- ⚠ **Stored Energy Hazard:** The arm mechanism is under tension and will move up rapidly, on its own, as soon as attached equipment is removed. For this reason, do not remove equipment unless the arm has been moved to the highest position! Failure to follow this instruction may result in serious personal injury and/or equipment damage!




# LCD Monitor Table Arms

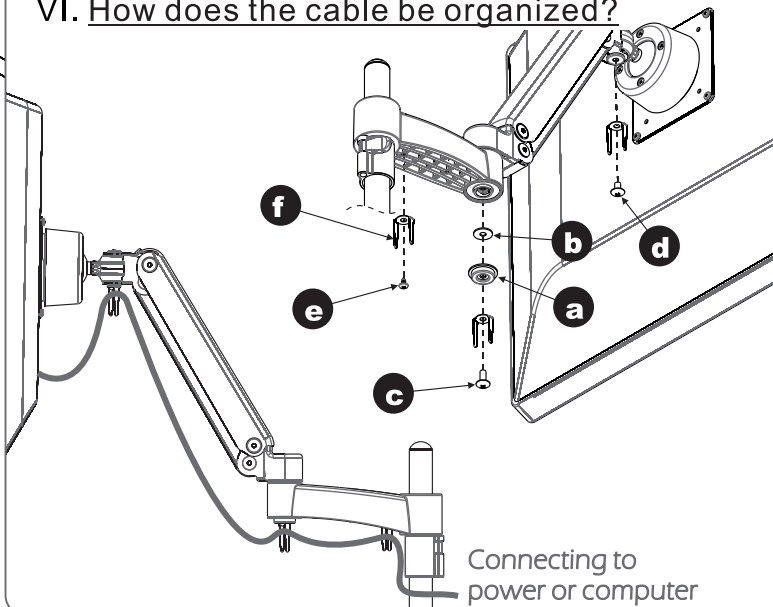
## installation



**V. Adjusts the load capacity.**  
Use **j** adjust the screw.



**VI. How does the cable be organized?**



**VII. Adjustable**

Use **l** adjust the screw.

